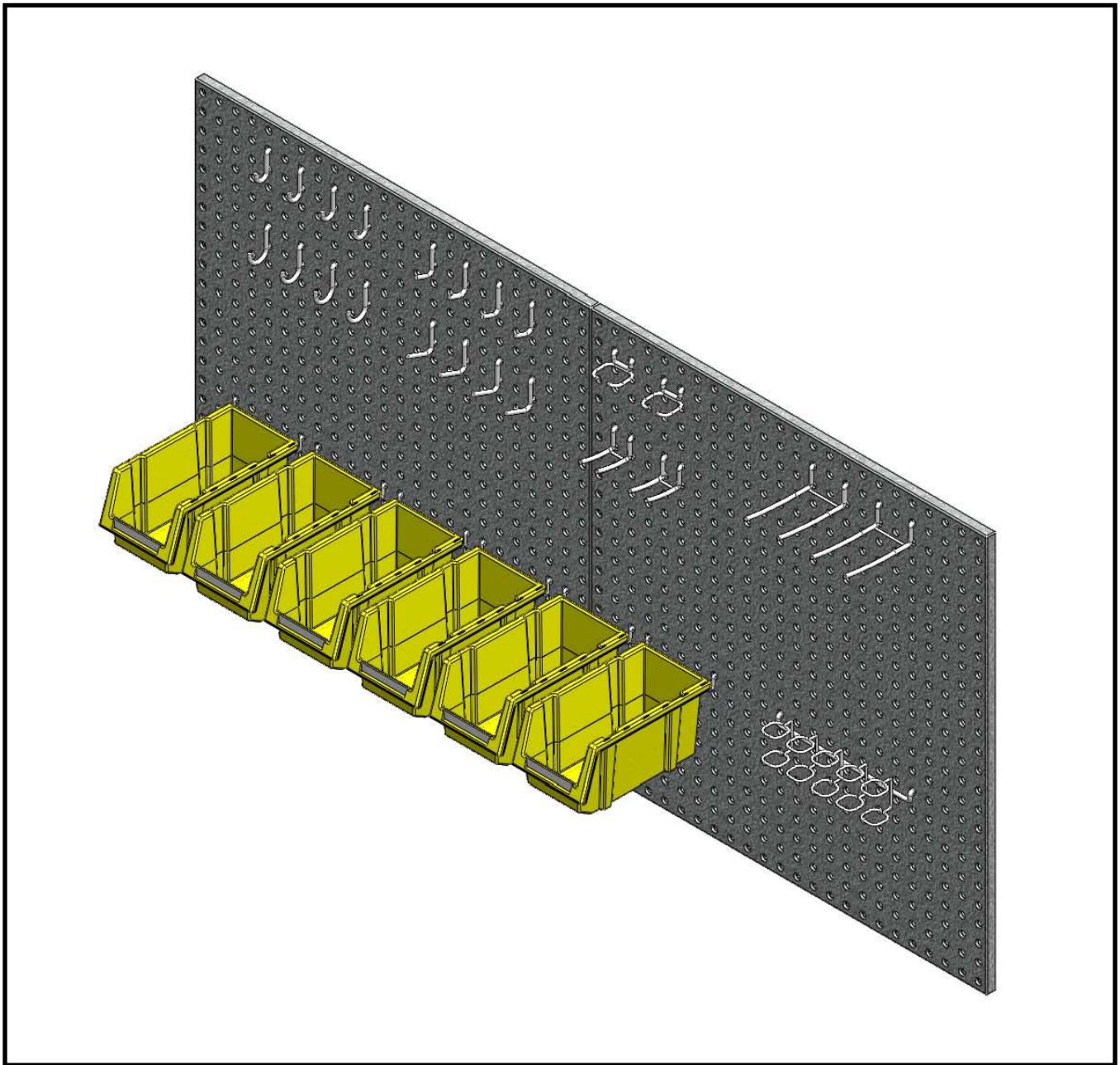


ASSEMBLY INSTRUCTIONS

24" x 24" Pegboard Set (Model No.20226)









(24" x 24", Pegboard Size)

(48" W x 8.75" D x 24" H, with Bins)



Parts List


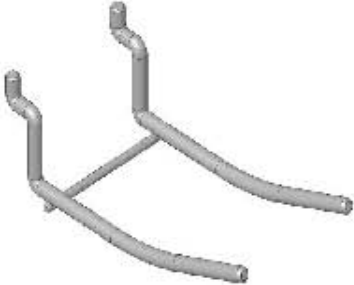

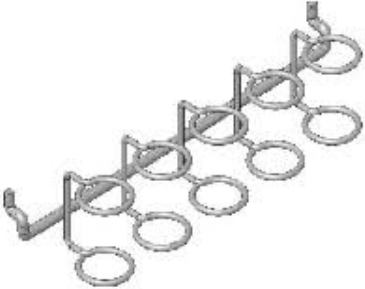

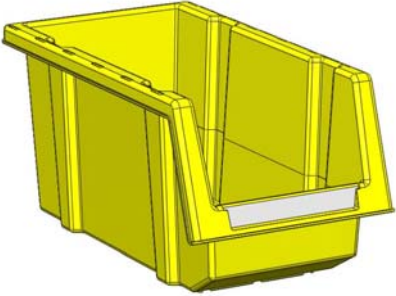
Please check the parts carefully according to the parts list. If you are missing any parts, please contact our customer service department (please refer to page 5 of 5).

	
(#9) PEGBOARD x 2 PCS	(#10) PLASTIC ANCHOR x 8 PCS
	
(#11) SCREW x 8 PCS	(#12) SPACER x 8 PCS
	
(#24) 1/2" CURVED x 4PCS	(#25) 1" CURVED x 4PCS
	
(#26) 1" STRAIGHT x 4PCS	(#27) 1.5" STRAIGHT x 4PCS

Parts List

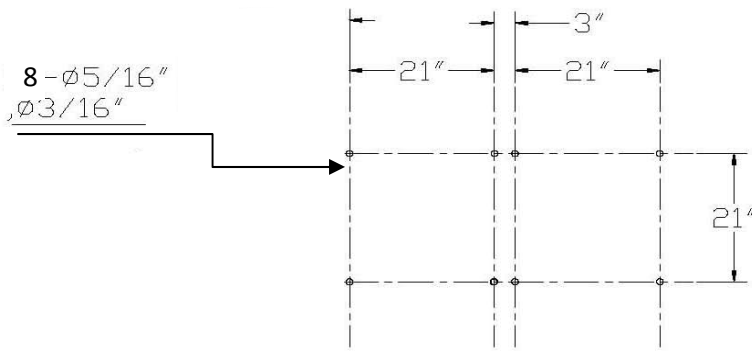
(pg. 3 of 5)

Please check the parts carefully according to the parts list. If you are missing any parts, please contact our customer service department (please refer to page 5 of 5).

	
<p>(#28) 2" DOUBLE PRONG x2PCS</p>	<p>(#29) 4" CURVED DOUBLE PRONG x 2PCS</p>
	
<p>(#30) 2" PLIER HOLDER x 2PCS</p>	<p>(#31) 2" MULTI-TOOL HOLDER x 1PCS</p>
	
<p>(#32) BIN HOOK x 6 PCS</p>	<p>(#33) BIN x 6 PCS</p>

ASSEMBLY INSTRUCTIONS

(pg. 4 of 5)

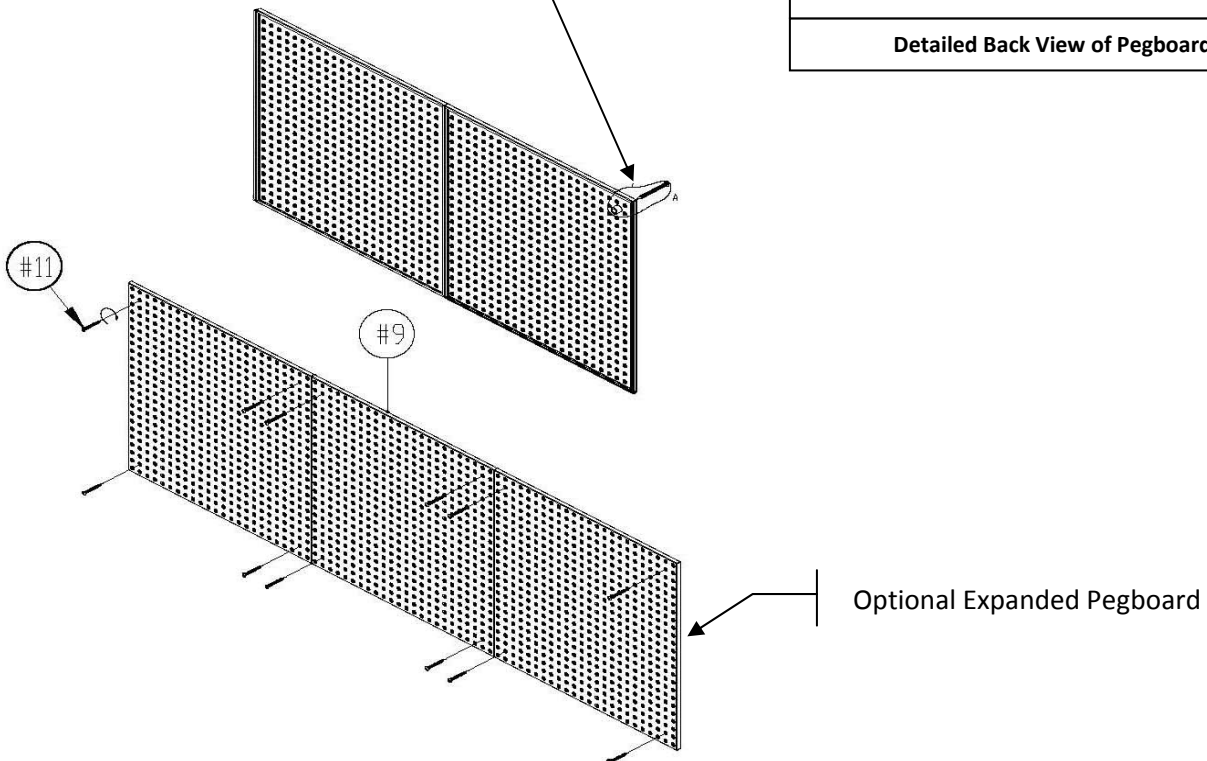
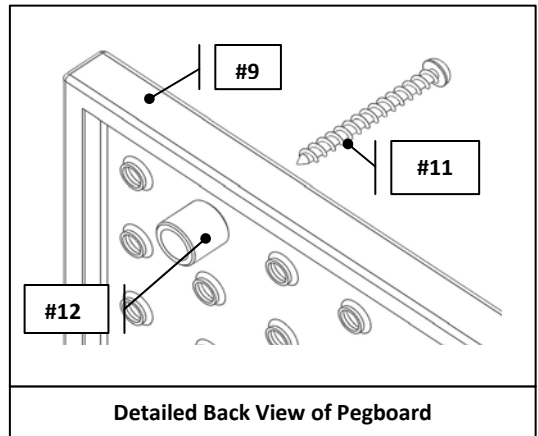


Step 1:

Peel and Stick the Spacers (#12) (top protective layer must be peeled off to expose the adhesive) onto the BACK of the pegboards where the Screws (#11) will attach to the wall. See image below.

Step 2:

Place the pegboard at desired location on the wall and mark the locations to drill holes. Each pegboard needs 4 pcs. of Screws (#11) and Plastic Anchors (#10). Install ONE pegboard at a time to assure level. Repeat steps for the NEXT pegboard to place next to the first one or at desired location.



***If you are missing any parts, have any questions or need additional assistance with assembly, please contact our bilingual (English & Spanish) Customer Service Department at:**

Seville Classics, Inc.
19401 South Harbortgate Way
Torrance, CA 90501
USA

Telephone: (800) 323-5565 within USA

Hours: 9:00am - 4:30pm (PST)

Fax: (310) 533-3899

E-mail: support@sevilleclassics.com

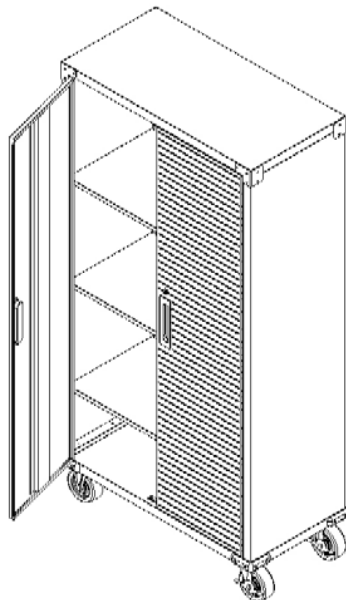
Website & Online Store: www.sevilleclassics.com

*****Please visit our website or call and inquire about our additional UltraHD Line*****



Model No. 20242

UltraHD Rolling Workbench



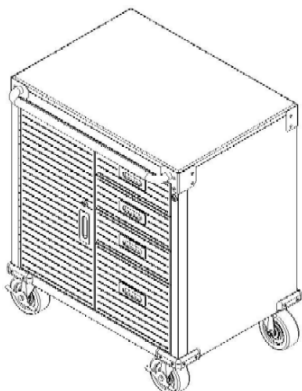
Model No. 16234

UltraHD Rolling Cabinet



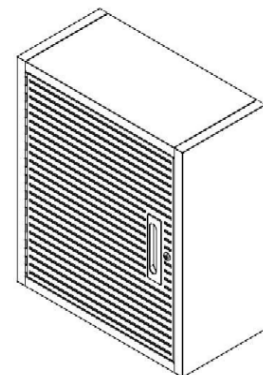
Model No. 20206

UltraHD Workbench



Model No. 20205

UltraHD Rolling Drawer Cabinet



Model No. 20209

UltraHD Wall Cabinet