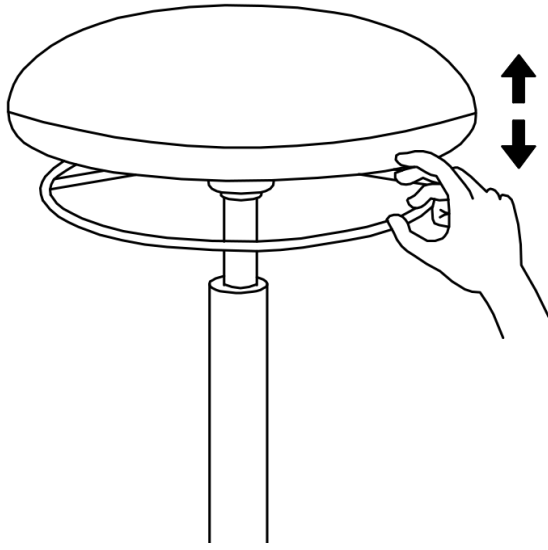


# Use Instructions



**Pull anywhere on ring below seat to adjust height.**

1. Remove weight from seat and pull up on ring to lift.
2. Put weight on seat and pull up on ring to lower.

## Specifications

Dimensions: 16.1" diameter x (20" to 28" H)

Weight capacity: 250 lbs.

Weight: 13.9 lbs.

## Customer Service Information

**Telephone:** (800) 323-5565

**Fax:** (310) 533-3899

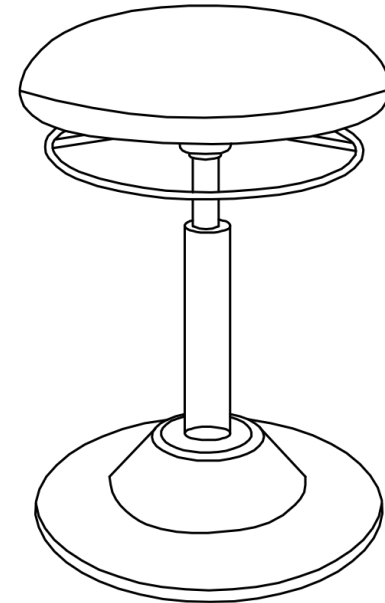
**Hours:** 8:30 AM – 4:30 PM (PST)

**Email:** [Support@SevilleClassics.com](mailto:Support@SevilleClassics.com)

**Homepage:** [www.SevilleClassics.com](http://www.SevilleClassics.com)

airLIFT<sup>®</sup>  
by seville classics<sup>®</sup>

## AIRLIFT<sup>®</sup> 360 Sit-Stand Adjustable Ergonomic Active Balance Stool

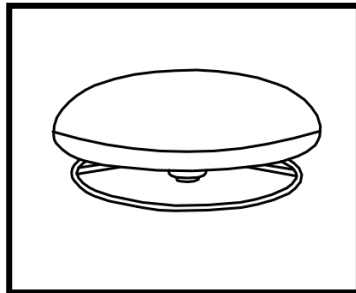


Model: OFF65906, 907, 908

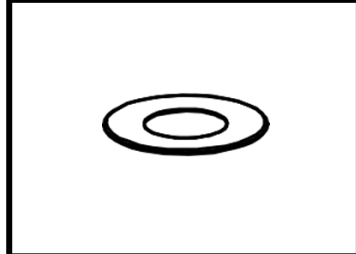
Thank you for choosing Seville Classics! We hope that you enjoy your new steel pull-out drawer. Please read through this user guide for parts list, assembly instructions, frequently asked questions and further contact information.

# Parts List

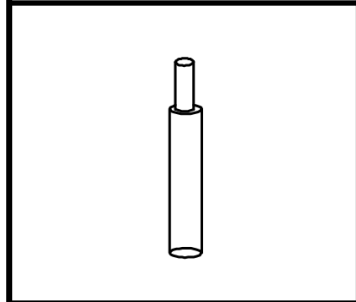
A. Seat (1)



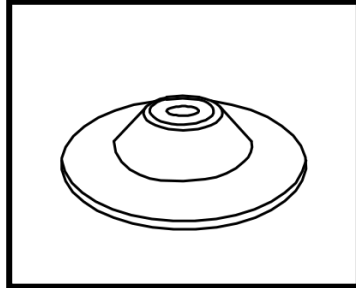
B. Ring (1)



C. Cylinder (1)



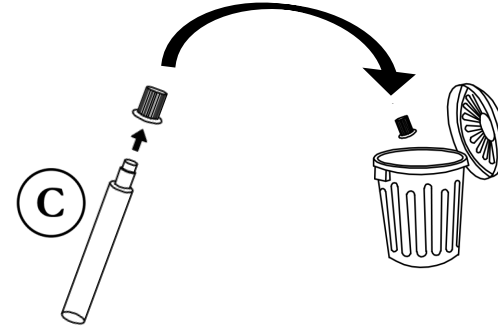
D. Base (1)



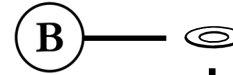
**Please make sure you have all the parts on this list.**

If you're missing parts, contact us for replacements at (800) 323-5565 or send an email to [Support@SevilleClassics.com](mailto:Support@SevilleClassics.com)

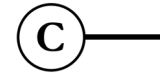
# Assembly Instructions



**STEP 1.**  
Remove plastic cap from top of **CYLINDER (A)** and discard.



**STEP 2.**  
Fit **RING (B)** around top of **CYLINDER (A)**.



Fit **CYLINDER (A)** to **BASE (D)**.



**STEP 3.**  
Fit **SEAT (C)** to top of **CYLINDER (A)** and press down firmly.

